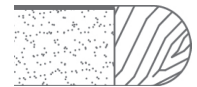




# 4017

## SPECIFICATION SHEET



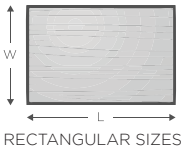
EDGE PROFILE

### VENEER INLAY BULLNOSE WOOD EDGE

The 4017 series table top includes 1-1/4" high density PB core with flush veneer surface, 1-1/4" thick x 1-1/4" wood bullnose edge and a phenolic backer balance sheet on the underneath side. This table comes standard in maple, red oak, white oak, white ash, or walnut.

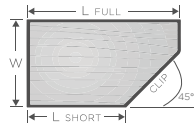
### DIMENSIONS

Wood grain direction is as shown in thumbnail unless otherwise noted.



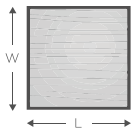
RECTANGULAR SIZES

W x L	MODEL #
24" x 20"	40172420
24" x 30"	40172430
24" x 42"	40172442
24" x 48"	40172448
30" x 36"	40173036
30" x 42"	40173042
30" x 48"	40173048
30" x 60"	40173060



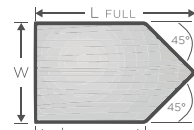
CLIPPED CORNER SIZES

W x L x L	MODEL #
24" x 42" x 23"	40172442LCL
24" x 42" x 23"	40172442RCL
24" x 48" x 27"	40172448LCL
24" x 48" x 27"	40172448RCL
24" x 60" x 45"	40172460LCL
24" x 60" x 45"	40172460RCL
30" x 60 x 45"	40173060LCL
30" x 60 x 45"	40173060RCL



SQUARE SIZES

24" x 24"	40172424
30" x 30"	40173030
36" x 36"	40173636
42" x 42"	40174242
48" x 48"	40174848



TRAPEZOID SIZES

30" x 48" x 42"	4017304842T
-----------------	-------------

### GET A QUOTE

Submit the following product information to [contactus@fcius.com](mailto:contactus@fcius.com) for a quote.

1. Product Name | 2. Size | 3. Model Number | 4. Upgrades | 5. Quantity

