


5121

SPECIFICATION SHEET

ROUND OVER EDGE SOLID WOOD PLANK

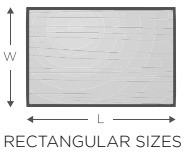
The 5121 Series table top includes 1-3/4" thick solid wood plank top with eased edge. Plank size random with maximum board width of 2-1/2". Available wood species to choose from include: ash, red oak, white oak, maple, and walnut. This table can also be upgraded with a distressed look.



EDGE PROFILE

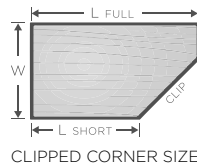
DIMENSIONS

Wood grain direction is as shown in thumbnail unless otherwise noted.



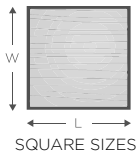
RECTANGULAR SIZES

W x L	MODEL #
24" x 20"	51212420
24" x 30"	51212430
24" x 42"	51212442
24" x 48"	51212448
30" x 36"	51213036
30" x 42"	51213042
30" x 48"	51213048
30" x 60"	51213060



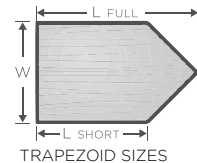
CLIPPED CORNER SIZES

W x L x L	MODEL #
24" x 42" x 23"	51212442LCL
24" x 42" x 23"	51212442RCL
24" x 48" x 27"	51212448LCL
24" x 48" x 27"	51212448RCL
24" x 60" x 45"	51212460LCL
24" x 60" x 45"	51212460RCL
30" x 60" x 45"	51213060LCL
30" x 60" x 45"	51213060RCL



SQUARE SIZES

24" x 24"	51212424
30" x 30"	51213030
36" x 36"	51213636
42" x 42"	51214242
48" x 48"	51214848



TRAPEZOID SIZES

30" x 48" x 42"	5121304842T
-----------------	-------------

GET A QUOTE

Submit the following product information to contactus@fcius.com for a quote.

1. Product Name | 2. Size | 3. Model Number | 4. Upgrades | 5. Quantity

