


3011

SPECIFICATION SHEET

BULLNOSE EDGE VENEER

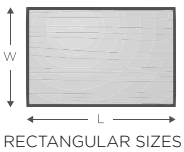
The 3011 Series table top includes 1-1/4" high density PB core with overlay veneer surface, 3/4" thick x 1-1/4" wood bullnose edge and a phenolic backer balance sheet on the underneath side. This table comes standard in oak, maple, birch, or walnut.



EDGE PROFILE

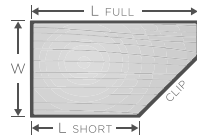
DIMENSIONS

Wood grain direction is as shown in thumbnail unless otherwise noted.



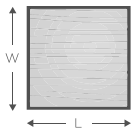
RECTANGULAR SIZES

W x L	MODEL #
24" x 20"	30112420
24" x 30"	30112430
24" x 42"	30112442
24" x 48"	30112448
30" x 36"	30113036
30" x 42"	30113042
30" x 48"	30113048
30" x 60"	30113060



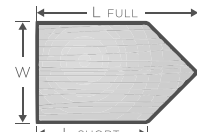
CLIPPED CORNER SIZES

W x L x L	MODEL #
24" x 42" x 23"	30112442LCL
24" x 42" x 23"	30112442RCL
24" x 48" x 27"	30112448LCL
24" x 48" x 27"	30112448RCL
24" x 60" x 45"	30112460LCL
24" x 60" x 45"	30112460RCL
30" x 60" x 45"	30113060LCL
30" x 60" x 45"	30113060RCL



SQUARE SIZES

24" x 24"	30112424
30" x 30"	30113030
36" x 36"	30113636
42" x 42"	30114242
48" x 48"	30114848



TRAPEZOID SIZES

30" x 48" x 42"	3011304842T
-----------------	-------------

GET A QUOTE

Submit the following product information to contactus@fcuis.com for a quote.

1. Product Name | 2. Size | 3. Model Number | 4. Upgrades | 5. Quantity

