




3009

SPECIFICATION SHEET

ROUND OVER EDGE VENEER

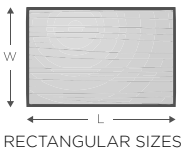
The 3009 Series table top includes 1-1/4" high density PB core with overlay veneer on a phenolic backing round over edge and a phenolic backer balance sheet on the underneath side. This table comes standard in oak, maple, birch, or walnut.



EDGE PROFILE

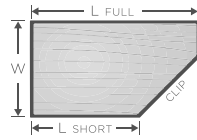
DIMENSIONS

Wood grain direction is as shown in thumbnail unless otherwise noted.



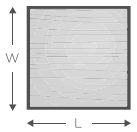
RECTANGULAR SIZES

W x L	MODEL #
24" x 20"	30092420
24" x 30"	30092430
24" x 42"	30092442
24" x 48"	30092448
30" x 36"	30093036
30" x 42"	30093042
30" x 48"	30093048
30" x 60"	30093060



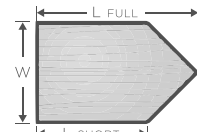
CLIPPED CORNER SIZES

W x L x L	MODEL #
24" x 42" x 23"	30092442LCL
24" x 42" x 23"	30092442RCL
24" x 48" x 27"	30092448LCL
24" x 48" x 27"	30092448RCL
24" x 60" x 45"	30092460LCL
24" x 60" x 45"	30092460RCL
30" x 60 x 45"	30093060LCL
30" x 60 x 45"	30093060RCL



SQUARE SIZES

24" x 24"	30092424
30" x 30"	30093030
36" x 36"	30093636
42" x 42"	30094242
48" x 48"	30094848



TRAPEZOID SIZES

30" x 48" x 42"	3009304842T
-----------------	-------------

GET A QUOTE

Submit the following product information to contactus@fcius.com for a quote.

1. Product Name | 2. Size | 3. Model Number | 4. Upgrades | 5. Quantity

